



ECOCEM

COLLECTION

MARBLE SYSTEMS®

www.marblesystems.com

MARBLE SYSTEMS®


ECOCEM COLLECTION

 MADE IN USA

Rugged and edgy, Ecocem Porcelain Collection from Country Floors takes porcelain to an urban contemporary design. Whether applied to flooring or wall covering, these porcelain tiles are offered in four subtle but gorgeous color options.







AQUA

FLOOR / WALL TILE

	WIS11842 Aqua Honed 18"x36"		WIS11838 Aqua Honed 12"x24"
	WIS11846 Aqua Honed 6"x36"		WIS11897 Aqua Honed Bullnose 3"x24"
	WIS11850 Aqua Rigato Honed 18"x36"		WIS11834 Aqua Honed 24"x24"
	WIS11854 Aqua Rigato Honed 6"x36"		

MELTED ICE

FLOOR / WALL TILE

	WIS11843 Melted Ice Honed 18"x36"		WIS11839 Melted Ice Honed 12"x24"
	WIS11847 Melted Ice Honed 6"x36"		WIS11898 Melted Ice Honed Bullnose 3"x24"
	WIS11851 Melted Ice Rigato 18"x36"		WIS11835 Melted Ice Honed 24"x24"
	WIS11855 Melted Ice Rigato 6"x36"		

ECOCHEM COLLECTION

SAGE

FLOOR / WALL TILE



WIS11844
Sage Honed
18"x36"



WIS11848
Sage Honed
6"x36"



WIS11852
Sage Rigato Honed
18"x36"



WIS11856
Sage Rigato Honed
6"x36"



WIS11840
Sage Honed
12"x24"




WIS11899
Sage Honed
Bullnose
3"x24"



WIS11836
Sage Honed
24"x24"

WEATHERED BLACK


FLOOR / WALL TILE



WIS11845
Weathered Black
Honed
18"x36"




WIS11849
Weathered Black
Honed
6"x36"



WIS11853
Weathered Black
Rigato
18"x36"



WIS11857
Weathered Black
Rigato
6"x36"



WIS11841
Weathered Black
Honed
12"x24"



WIS11900
Weathered Black
Honed
Bullnose
3"x24"



WIS11837
Weathered Black
Honed
24"x24"

MARBLE SYSTEMS®



Product Featured: Melted Ice Rigato

TECHNICAL INFORMATION

PHYSICAL PROPERTIES	TEST	INDUSTRY STANDARDS		RESULTS COLORED BODY	
Water Absorbtion Size Calibrated (non rectified)	ASTM C373	0.5% Maximum		≤ 0.1%	
Rectified	ASTM C499	• Range of Thickness (inch)	0.040	≤ 0.040	Acutest DCOF Wet> 0.42
	ASTM C499	• Average Facial Dimension	± 0.50%	≤ ± 0.50%	
	ASTM C485	• Warpage	± 75% on any edge	≤ ± 0.75%	
	ASTM C485	• Warpage	± 50% on diagonal	≤ ± 0.50%	
Rectified	ASTM C502	• Wedging	± 0.50%	≤ ± 0.50%	C1028 COF Dry > 0.80 Wet> 0.60
	ASTM C499	• Range of Thickness (inch)	0.040	≤ 0.040	
	ASTM C499	• Average Facial Dimension	± 0.25%	≤ 0.25%	
	ASTM C485	• Warpage	± 0.40% on any edge	≤ 0.40%	
Bond Strength	ASTM C485	• Warpage	± 0.40% on diagonal	≤ 0.40%	C1028 COF Dry > 0.80 Wet> 0.60
	ASTM C502	• Wedging	± 0.25%	≤ 0.25%	
	ASTM C482	50 psi or greater	> 200 psi	> 200 psi	
	ASTM C1243	< 175 mm ³	< 150 mm ³	< 150 mm ³	
Deep Abrasion		No requirement	≥ 7	≥ 7	C1028 COF Dry > 0.80 Wet> 0.60
Hardness (Mohs scale)	ASTM C1026	No sample must show alterations to surface	No cracking or spalling occurred	No cracking or spalling occurred	
Frost Resistance (Freeze/Thaw)		No requirement	Class A	Class A	
Chemical Resistance	ASTM C650	No requirement	≥ 350 lbf	≥ 350 lbf	
Breaking Strength	ASTM C648	250 lbf or greater	Per collection	Per collection	
Coefficient of Friction (static)	ASTM C1028	No requirement			